

2019 Stars Qualifier

Team Results





Sep 27-29, 2019

Page: 1

Printed: 9/30/2019 4:29 PM

Women / 3 / All Ages

Session: 1,2

Rank	Gym	Team	Score				
1	Stars	T	187.700	46.800 2	47.500 1	46.425 1	46.975 1
2	Discover	T	186.575	47.400 1	47.050 2	45.975 2	46.150 2
3	HGA	T	178.675	44.850 6	45.425 5	43.525 3	44.875 4
4	Sugar Land	T	178.175	44.425 7	45.775 3	43.050 4	44.925 3
5	H-town Elite	T	177.775	45.150 4	45.350 6	42.950 5	44.325 6
6	Champion Academy	T	176.325	44.950 5	45.550 4	41.225 7	44.600 5
7	Above The Bar	T	175.975	45.700 3	45.300 7	42.600 6	42.375 7
8	Houston Elite	T	170.850	44.000 8	44.600 8	40.600 8	41.650 8
9	DSA	T	154.800	40.400 9	36.450 9	36.850 9	41.100 9